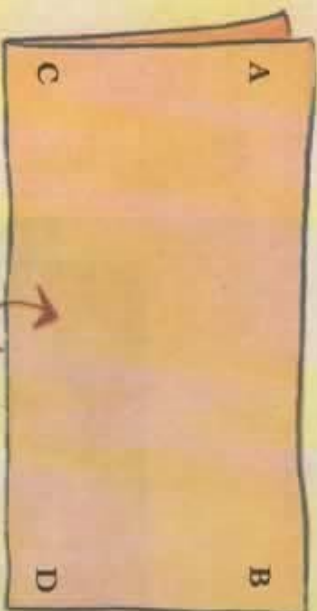


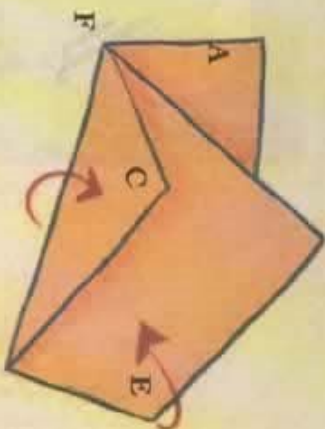
# TO MAKE A STAR WITH FIVE POINTS

1



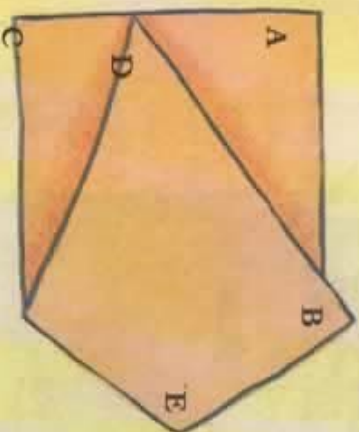
Fold a square of paper in half, like this.

3



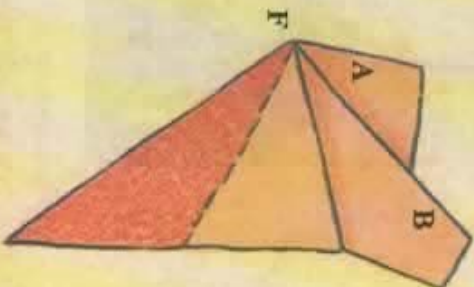
Fold corner C up. Fold corner E over to F.

2



Fold corner D to a halfway point between A + C.

4



Cut through all layers along dotted line.  
Unfold shaded area to make star.